

## In this kit you will find the following:

Misc. connectors, terminals and sleeves to complete the Engine Compartment connections.

Use these parts to complete the connections from the Main Dash Harness **510662** to the various components in the Engine Compartment (see Instructions **92971679**).

The **1971 to 1973 Ford Mustang**, had one round hole on the left side of the Firewall that allowed wiring to pass through from the Passenger Compartment to the Engine Compartment. You will use this same round hole (see Instructions **92971679**).



**American  
Autowire**

www.americanautowire.com 856-933-0801

PART #



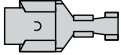
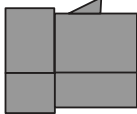
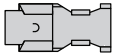
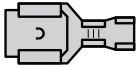

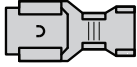



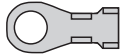

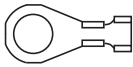
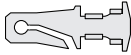
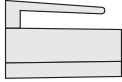
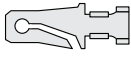


**510666**

DESCRIPTION:

Parts Kit  
1971-73 Ford Mustang  
Classic Update Series

92971695 Rev 1.0 5/29/2019

In the box below, you will find the legend for the misc. terminals, plastic connector bodies and sleeves, that will be used to complete your main power, forward lighting, engine and alternator connections. They are itemized and referred to on this page, just as they are on pages 5, 18 and 19 of the Main Instruction set (92971679).

- |   |   |   |   |   |  |
|---|---|---|---|---|--|
| B |    | (56 series 1-way female connector, 4 pcs.)        | M |    | (single terminal, side marker, 2 pcs.)               |
| C |    | (56 series single female terminal, 15 pcs.)       | N |    | (56 series 3-way female connector, 4 pcs.)           |
| D |    | (56 series double female terminal, 13 pcs.)       | P |    | (59 series single female terminal, 3 pcs.)           |
| E |    | (large rubber sleeve, 3 pcs.)                     | Q |    | (59 series double female terminal, 3 pcs.)           |
| F |    | (56 series 1-way female connector, black, 4 pcs.) | R |    | (small rubber sleeve, 4 pcs.)                        |
| G |   | (56 series 1-way male connector, 1 pc.)           | S |  | (small ring terminal for larger gauge wire, 2 pcs.)  |
| H |  | (56 series 3-way male connector, w/lock, 2 pcs.)  | U |  | (small ring terminal for smaller gauge wire, 4 pcs.) |
| J |  | (56 series single male terminal, 10 pcs.)         | V |  | (56 series 1-way female connector, white, 1 pc.)     |
| K |  | (56 series double male terminal, 2 pcs.)          | W |  | (56 series 1-way female connector, brown, 1 pc.)     |
| L |  | (single terminal, side marker, 2 pcs.)            |   |   |  |